

NEW PRODUCT

Legacy[®] DUO+[™] Series

ALL DUO+ SUPER-LED[®] WECAN[®] LIGHTBAR

LIGHTBARS



Whelen's sharper EDGE[®]!

Reminiscent of the classic Edge in a new style design, Legacy was designed from the rugged extrusion up to maximize the performance of the hottest LED on the market.



FEATURES

- Lower profile than the Liberty but with increased intensity puts the Legacy a step ahead of all other lightbars on the market today.
- Height without mounting feet is only 1-5/8".
- New Diamond Optix[™] (Patent Pending) linear reflector optic design.
- Newly designed, high-output linear combo "Multi-Angled" corner modules produce light forward and rear and at the critical 45° angles. The four combo modules produce 360° warning signal.
- All warning lighthoods are true DUO+, whether one color or two. Each segment can be operated independently or at the same time, creating the first true DUO lightbar, without loss of intensity. Ideal when you want to run a Traffic Advisor[™] and rear warning at the same time, giving the performance of two lightbars in one.
- Whelen's exclusive Collimator[™] patented design captures, collects and focuses light for unbeaten light output.
- Optional take-downs are available in 3-LED or 6-LED modules.
- Optional alley or DUO+ integrated alley and warning light module ensures no dead spots, no gaps... 360° of contiguous light.
- Only DUO+ lets you operate the alley and the warning lights at the same time, at full intensity.
- DUO+ technology and Advanced Thermal Design "ATD" provide attention demanding new flash patterns for more lighting on-time. These include "SteadyFlash" for use at nighttime traffic stop/accident scene for added protection for officers. ATD reduces the stress on the LEDs themselves, when the dwell time of the LEDs is extended.
- One piece UNI-DOME construction with a single sealing point. Each dome slides onto the aluminum extrusion and wraps around all internal components while the wiper seal protects your lightbar from the worst elements.
- Aluminum top shield stays cool to the touch, protects the lightbar from nature's elements such as hail and provides passive solar radiation to direct heat away from internal components to insure long life and reliability.
- Center divider(s) with LIM (Liquid Injection Molded) wiper seals assure lightbar integrity in all conditions.
- Legacy "plug and play" into the CenCom Sapphire[™] or CanTrol[™] controller. A WeCan controller module is supplied for use with other switch centers from the lightbar.
- Hard-coated lenses shrug off environmental UV damage from the sun, salt and road chemicals.
- Legacy DUO is the first lightbar with a photocell to automatically dim at night and still meet SAE Class 1 requirements in low power mode.
- The I/O board snaps into brackets, and point to point wiring between each lighthood and the I/O board creates a clean look and allows for easy serviceability
- Many patents pending.
- Standard lengths: 44" (110cm), 48" (123cm) and 54" (136cm).



WHELEN[®]

Legacy® All DUO+™ Super-LED® WeCan® Lightbar

MODELS

Available in Amber, Blue, Red and/or White DUO+ modules.

GB4**** 44", Four single color corner modules

GB4#### 44", Four two color corner modules

GB8**** 48", Four single color corner modules

GB8#### 48", Four two color corner modules

GB2**** 54", Four single color corner modules

GB2#### 54", Four two color corner modules

SUPER-LED® OPTIONS

Lighthoods available in Amber, Blue, Red and/or White

Options not available on all models, refer to WeCad™ Build-A-Bar Program for lighthood placement.

GBDL* One single color DUO+, long lighthood

GBDL# One two color DUO+, long lighthood

GBDS* One single color DUO+, short lighthood

GBDS# One two color DUO+, short lighthood

GBTL Two long take-down lights

GBTS Two short take-down lights

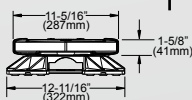
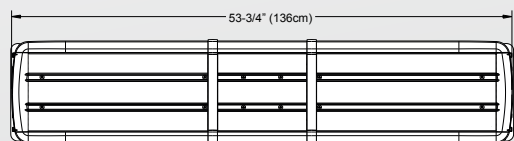
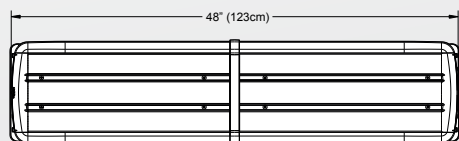
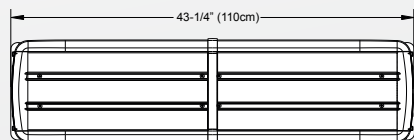
GBA Two alley lights

GBAW# One DUO+ warning/warning or warning/alley light

DELGBCP Delete WeCan® control point

Replace * in model number with color desired: **A**=Amber; **R**=Red; **B**=Blue; **C**=White;

Replace # in model number with DUO+ color desired: **D**=Red/White; **E**=Blue/White; **F**=Amber/White; **J**=Red/Blue; **K**=Red/Amber; **M**=Blue/Amber



DUO+ lets you flash the lightbar in multiple colors.



Including Traffic Advisor™ Patterns.



Bright illuminating take-down lights



Multi-angled combo corner modules produce light straight out and at critical 45° angles.



DUO+ alley/warning module shown in White mode and shown in Red mode in photos above and below.



Complete light coverage with no dead spots between modules.

To help you build your lightbar, Whelen's WeCad build-a-bar program is available on our website at: www.whelen.com

Whelen Engineering reserves the right to upgrade and improve products without notice.
© 2013 Whelen Engineering Company, Inc. Printed in U.S.A.
NASCAR® is a registered trademark of the National Association for Stock Car Auto Racing, Inc Code No. 12642C - 10/13



WHELEN®
ENGINEERING COMPANY, INC.

51 Winthrop Road
Chester, Connecticut 06412-0684
(860) 526-9504 • Fax: (860) 526-4078
www.whelen.com

American Employees, American Manufacturing, American Pride!